

## TMV 158 – LETHEEN BROTH, AOAC (VEG.)

### INTENDED USE

For determination of bacterial activity of quaternary ammonium compounds using *Escherichia coli* or *Staphylococcus aureus*.

### PRODUCT SUMMARY AND EXPLANATION

These media are prepared by completely replacing animal based peptones with vegetable peptones which are free from BSE/TSE risks. These media are the modification of Tryptone Glucose Extract Agar developed according to APHA for use in the microbiological examination of water which was further modified by Weber and Black with addition of lecithin and polysorbate 80 which resulted in a medium that effectively neutralizes quaternary ammonium compounds in the testing of germicidal activity.

### COMPOSITION

Ingredients	Gms / Ltr
Veg peptone	10.000
Veg extract	5.000
Polysorbate 80	5.000
Lecithin	0.700
Sodium chloride	5.000

### PRINCIPLE

This medium consists of Veg extract, Veg peptone which supply nitrogenous compounds, carbon, sulphur and other trace elements to the organisms. Lecithin and polysorbate 80 enables the recovery of bacteria from solutions containing residues of disinfectant used in sanitization of utensils and equipments. Lecithin neutralizes quaternary ammonium compounds and polysorbate 80 neutralizes phenolic disinfectants, hexachlorophene and formalin. Dehydrated medium may appear moist with 'brown sugar' appearance, does not indicate deterioration.

### INSTRUCTION FOR USE

- Dissolve 27.50 grams in 1000 ml distilled water.
- Heat to boiling to dissolve the medium completely.
- Sterilize by autoclaving at 15 psi pressure (121°C) for 15 minutes.

### QUALITY CONTROL SPECIFICATIONS

<b>Appearance of Powder</b>	: Dark yellow coloured may have slight lumps.
<b>Appearance of prepared medium</b>	: Light yellow coloured, clear to slightly opalescent gel forms in petri plates.
<b>pH (at 25°C)</b>	: 7.0 ± 0.2

### INTERPRETATION

Cultural characteristics observed after incubation.

Microorganism	ATCC	Inoculum (CFU/ml)	Growth	Incubation Temperature	Incubation Period



<i>Escherichia coli</i>	25922	50-100	Good-luxuriant	35-37°C	24-48 Hours
<i>Staphylococcus aureus</i>	6538	50-100	Good-luxuriant	35-37°C	24-48 Hours

**PACKAGING:**

In pack size of 500 gm bottles.

**STORAGE**

Dehydrated powder, hygroscopic in nature, store in a dry place, in tightly-sealed containers between 2-8°C and protect from direct sunlight. Under optimal conditions, the medium has a shelf life of 4 years. When the container is opened for the first time, note the time and date on the label space provided on the container. After the desired amount of medium has been taken out replace the cap tightly to protect from hydration.










**Product Deterioration:** Do not use if they show evidence of microbial contamination, discoloration, drying or any other signs of deterioration.

**DISPOSAL**

After use, prepared plates, specimen/sample containers and other contaminated materials must be sterilized before discarding.

**REFERENCES**

1. Eaton A.D., Clesceri L.S. and Greenberg A.E., (Eds.), 2005, Standard Methods for the Examination of Water and Wastewater, 21st ed, APHA, Washington, D.C.
2. Weber and Black, 1948, Soap Sanitary Chem., 24:134.
3. Weber and Black, 1948, Am. J. Public Health, 38:1405.
4. Bacteriological Analytical Manual, 8th ed; Revision A, 1998, AOAC, Washington, D.C.
5. MacFaddin J.F., 2000 (ed), Biochemical Tests for Identification of Medical Bacteria, 3rd edition, Lippincott Williams and Wilkins, New York.

 GMP Good Manufacturing Practices Certified	 Best Before	 QTY. Quantity	 REF Catalogue Number	 Manufacturer
 Temperature Unit	 LOT/ B. NO. Lot / Batch Number	 Consults Instructions for Use	 QR Code	

**NOTE:** Please consult the Material Safety Data Sheet for information regarding hazards and safe handling Practices.

\*For Lab Use Only  
Revision: 08 Nov., 2019