

TMV 024 – ANTIBIOTIC ASSAY MEDIUM NO. 13 (NYSTATIN ASSAY BROTH) (VEG.)

INTENDED USE

For microbiological assay of Candidin using *Saccharomyces cerevisiae*.

PRODUCT SUMMARY AND EXPLANATION

Antibiotic Veg Assay Medium No. 13 is prepared by incorporating vegetable based peptones in place of animal peptones, making the medium BSE-TSE risks free. This can be used for the same purpose of Antibiotic Assay Medium No. 13 is formulated in accordance to CFR and is numerically identical with the name assigned by Groove and Randall. Groove and Randall had elucidated the methods to perform antibiotic assays. Schmidt & Moyer reported the use of antibiotic assay medium for liquid formulation in performance of antibiotic assay. This medium is widely used in turbidometric assay of antifungals like Candidin using test organisms like *Saccharomyces cerevisiae*. This medium is also termed Sabouraud Liquid Broth Modified or Fluid Sabouraud Medium. This medium facilitates enhanced growth of test organism *Saccharomyces cerevisiae* employed in assay of Candidin, a polyene antibiotic with antifungal activity. Assay is performed by enumerating the blastospores or by analysing the turbidity of the medium.

Optimal pH for growth of *Saccharomyces cerevisiae* is maintained in this medium. Turbidimetric antibiotic assay is based on the change or inhibition of growth of a test microorganism in a liquid medium containing a uniform concentration of an antibiotic. After incubation of the test organism in the working dilutions of the antibiotics, the amount of growth is determined by measuring the light transmittance using spectrophotometer. The concentration of antibiotic is determined by comparing amounts of growth obtained with that given by the reference standard solutions. Use of this method is appropriate only when test samples are clear.

COMPOSITION

Ingredients	Gms / Ltr
Veg peptone	10.000
Dextrose	20.000

PRINCIPLE

Dextrose serves as carbon source Veg Peptone provides essential nutrients and growth promoting factors.

INSTRUCTION FOR USE

- Dissolve 30 grams in 1000 ml purified/distilled water.
- Heat if necessary to dissolve the medium completely.
- Sterilize by autoclaving at 15 psi pressure (121°C) for 15 minutes.
- Cool and dispense as desired.

QUALITY CONTROL SPECIFICATIONS

Appearance of Powder	: Cream to yellow homogeneous free flowing powder.
Appearance of prepared medium	: Light amber clear solution in tubes.
pH (at 25°C)	: 5.6±0.2

INTERPRETATION

Cultural characteristics observed after incubation.



Microorganism	ATCC	Inoculum (CFU/ml)	Growth	Serial dilution with	Incubation Temperature	Incubation Period
<i>Saccharomyces cerevisiae</i>	9763	50-100	Luxuriant	Candididin	35-37°C	18-24 Hours

PACKAGING:

In pack size of 500 gm bottles.

STORAGE

Dehydrated powder, hygroscopic in nature, store in a dry place, in tightly-sealed containers between 25-30°C and protect from direct sunlight. Under optimal conditions, the medium has a shelf life of 4 years. When the container is opened for the first time, note the time and date on the label space provided on the container. After the desired amount of medium has been taken out replace the cap tightly to protect from hydration.













Product Deterioration: Do not use if they show evidence of microbial contamination, discoloration, drying or any other signs of deterioration.

DISPOSAL

After use, prepared plates, specimen/sample containers and other contaminated materials must be sterilized before discarding.

REFERENCES

1. Tests and Methods of Assay of Antibiotics and Antibiotic containing Drugs, FDA, CFR, 1983 Title 21, Part436, Subpart D, Washington, D.C.: U.S. Government Printing Office, paragraphs 436, 100-436, 106, p. 242-259, (April 1).
2. Grove and Randall, 1955, Assay Methods of Antibiotics, Medical Encyclopedia, Inc. New York
3. Schmidt and Moyer, 1944. J.Bact., 47:199.

 Good Manufacturing Practices Certified	 For In Vitro Diagnostic Use	 Quantity	 Lot / Batch Number	 Catalogue Number	 Manufacturer
 Temperature Unit	 Authorized Representative MedNet GmbH Borkstrasse 10, 48163 Münster, Germany	 European Conformity	 QR Code	 Consults Instructions for Use	 Best Before

NOTE: Please consult the Material Safety Data Sheet for information regarding hazards and safe handling Practices.

***For Lab Use Only**
Revision: 08 Nov., 2019