

TM 954 – DISINFECTANT TEST MEDIUM (CSMA BROTH)

INTENDED USE

For testing of disinfectants, as per Chemical Specialities Manufacturer's Association (CSMA).

PRODUCT SUMMARY AND EXPLANATION

Bacteria in the genus *Staphylococcus* are pathogens of man and other mammals. Traditionally they were divided into two groups on the basis of their ability to clot blood plasma (the coagulase reaction). The coagulase-positive Staphylococci constitute the most pathogenic species *Staphylococcus aureus*. The presence of Staphylococci in a lesion might first be suspected after examination of a direct gram stain. However, small numbers of bacteria in blood preclude microscopic examination and require culturing first. Disinfectant Test Medium (CSMA Broth) is prepared according to the formula of Chemical Specialties Manufacturers Association and is used for testing disinfectants.

COMPOSITION

Ingredients	Gms / Ltr
Peptone	5.000
Proteose peptone	5.000
Yeast extract	2.500
Beef extract	2.500
Sodium chloride	5.000

PRINCIPLE

The medium consists of Proteose peptone and beef extract which provide carbonaceous, nitrogenous compounds and other necessary nutrients for the growth of the test organisms. Yeast extract provides vitamins and other trace nutrients. Sodium chloride maintains the osmotic equilibrium.

INSTRUCTION FOR USE

- Dissolve 20.0 grams in 1000 ml purified/distilled water.
- Heat if necessary to dissolve the medium completely.
- Dispense as desired and Sterilize by autoclaving at 15 psi pressure (121°C) for 15 minutes. Cool to 45-50°C.

QUALITY CONTROL SPECIFICATIONS

Appearance of Powder	: Cream to yellow homogeneous free flowing powder.
Appearance of prepared medium	: Yellow coloured, clear solution without any precipitate.
pH (at 25°C)	: 6.8 ± 0.2

INTERPRETATION

Cultural characteristics observed after incubation.

Microorganism	ATCC	Inoculum (CFU/ml)	Growth	Incubation Temperature	Incubation Period
---------------	------	-------------------	--------	------------------------	-------------------

<i>Staphylococcus aureus</i> <i>subsp. aureus</i>	25923	50-100	Luxuriant	35-37°C	18-24 Hours
<i>Staphylococcus aureus</i> <i>subsp. aureus</i>	6538	50-100	Luxuriant	35-37°C	18-24 Hours
<i>Escherichia coli</i>	25922	50-100	Good-luxuriant	35-37°C	18-24 Hours
<i>Pseudomonas</i> <i>aeruginosa</i>	27853	50-100	Good-luxuriant	35-37°C	18-24 Hours

PACKAGING:

In pack size of 500 gm bottles.

STORAGE

Dehydrated powder, hygroscopic in nature, store in a dry place, in tightly-sealed containers between 25-30°C and protect from direct sunlight. Under optimal conditions, the medium has a shelf life of 4 years. When the container is opened for the first time, note the time and date on the label space provided on the container. After the desired amount of medium has been taken out replace the cap tightly to protect from hydration.













Product Deterioration: Do not use if they show evidence of microbial contamination, discoloration, drying or any other signs of deterioration.

DISPOSAL

After use, prepared plates, specimen/sample containers and other contaminated materials must be sterilized before discarding.

REFERENCES

1. Easmon, C.S.F., Adlam C., Staphylococci and staphylococcal infections. Vol. I & II, 1983, Academic Press, London.
2. Engley and Dey, 1970. Chem. Spec. Manuf. Assoc. Proc., Mid-Year Meet., p. 100.
3. Isenberg, H.D. Clinical Microbiology Procedures Handbook 2nd Edition.
4. Jorgensen, J.H., Pfaller, M.A., Carroll, K.C., Funke, G., Landry, M.L., Richter, S.S and Warnock, D.W. (2015) Manual of Clinical Microbiology, 11th Edition. Vol. 1.

 Good Manufacturing Practices Certified	 For In Vitro Diagnostic Use	 Quantity	 Lot / Batch Number	 Catalogue Number	 Manufacturer
 Temperature Unit	 Authorized Representative <small>MedNet GmbH Birkstrasse 10, 49163 Muenster, Germany</small>	 European Conformity	 QR Code	 Consults Instructions for Use	 Best Before

NOTE: Please consult the Material Safety Data Sheet for information regarding hazards and safe handling Practices.

***For Lab Use Only**

Revision: 08 Nov., 2019

