

TM 844 - SF BROTH

INTENDED USE

For selective detection, differentiation and cultivation of Enterococci from other cocci in diagnostic work.

PRODUCT SUMMARY AND EXPLANATION

SF Broth is prepared according to the formula of Hajna and Perry for the detection of faecal Streptococci in the swimming pools, water and milk samples. SF Broth is also recommended for detection of faecal streptococci in water and other samples. Streptococci grow luxuriantly at 45.5°C with an acidic reaction, seen as colour change from purple to yellow.

COMPOSITION

Ingredients	Gms / Ltr
Casein enzymic hydrolysate	20.000
Dextrose	5.000
Dipotassium phosphate	4.000
Monopotassium phosphate	1.500
Sodium azide	0.500
Sodium chloride	5.000
Bromo cresol purple	0.03

PRINCIPLE

Casein enzymic hydrolysate provides essential growth nutrients. Dextrose is the fermentable carbohydrate. Sodium azide inhibits gram-negative organisms making it selective for Enterococci. Bromo cresol purple is the pH indicator. Phosphates buffer the medium while sodium chloride maintains osmotic equilibrium.

INSTRUCTION FOR USE

- Dissolve 36.03 grams in 1000 ml distilled water.
- For double strength broth use 72.06 grams in 1000 ml distilled water.
- Heat if necessary to dissolve the medium completely.
- Dispense in tubes and sterilize by autoclaving at 15 psi pressure (121°C) for 15 minutes.

QUALITY CONTROL SPECIFICATIONS

Appearance of Powder	: Cream to light green homogeneous free flowing powder.
Appearance of prepared medium	: Purple coloured clear solution without any precipitate.
pH (at 25°C)	: 6.9±0.2

INTERPRETATION

Cultural characteristics observed after an incubation.

Microorganism	ATCC	Inoculum (CFU/ml)	Growth	Color of the medium	Incubation Temperature	Incubation Period
---------------	------	-------------------	--------	---------------------	------------------------	-------------------



<i>Escherichia coli</i>	25922	$\geq 10^3$	Inhibited	Purple	45-46°C	18-48 Hours
<i>Enterococcus faecalis</i>	29212	50-100	Luxuriant	Yellow	45-46°C	18-48 Hours
<i>Streptococcus bovis</i>	33317	50-100	None-poor	Purple	45-46°C	18-48 Hours
<i>Streptococcus pyogenes</i>	19615	50-100	None-poor	Purple	45-46°C	18-48 Hours
<i>Enterococcus faecium</i>	27270	50-100	Luxuriant	Yellow	45-46°C	18-48 Hours

PACKAGING:

In pack size of 500 gm bottles.

STORAGE

Dehydrated powder, hygroscopic in nature, store in a dry place, in tightly-sealed containers between 25-30°C and protect from direct sunlight. Under optimal conditions, the medium has a shelf life of 4 years. When the container is opened for the first time, note the time and date on the label space provided on the container. After the desired amount of medium has been taken out replace the cap tightly to protect from hydration.





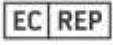




Product Deterioration: Do not use if they show evidence of microbial contamination, discoloration, drying or any other signs of deterioration.

DISPOSAL

After use, prepared plates, specimen/sample containers and other contaminated materials must be sterilized before discarding.

REFERENCES

- Hajna and Perry, 1943, Am. J. Publ. Hlth., 33:550.
- Eaton A. D., Clesceri L. S., Rice E. W., and Greenberg A. W., (Eds.), 2005, Standard Methods for the Examination of Water and Wastewater, 21st Ed., APHA, Washington, D.C.

 Good Manufacturing Practices Certified	 For In Vitro Diagnostic Use	 Quantity	 Lot / Batch Number	 Catalogue Number	 Manufacturer
 Temperature Unit	 Authorized Representative	 European Conformity	 QR Code	 Consults Instructions for Use	 Best Before

NOTE: Please consult the Material Safety Data Sheet for information regarding hazards and safe handling Practices.

***For Lab Use Only**
Revision: 08 Nov., 2019

