

## TM 693 – CASEIN HYDROLYSATE BROTH, MODIFIED

### INTENDED USE

Used as general purpose culture medium.

### PRODUCT SUMMARY AND EXPLANATION

Casitose Hydrolysate Broth Modified is used as a general purpose culture medium. General purpose media are basic culture media used for maintaining microorganisms, cultivating fastidious organisms by enriching with serum or blood and are also used for purity checking prior to biochemical or serological testing.

### COMPOSITION

Ingredients	Gms / Ltr
Casitose	5.000
Beef heart infusion from	150.000
Meat peptone	5.000
Yeast autolysate	1.500
Sodium phosphate	2.500
Sodium chloride	5.000

### PRINCIPLE

It has Casitose, beef infusion from and meat peptone which serves as a rich source of nitrogen and carbon. Yeast autolysate provides necessary growth factors and vitamin supplements required for metabolism of wide number of bacteria. Sodium phosphate helps buffering of media whereas sodium chloride balances the osmotic equilibrium.

### INSTRUCTION FOR USE

- Dissolve 20.5 grams in 1000 ml purified / distilled water containing 22 ml glycerol.
- Heat if necessary to dissolve the medium completely.
- Sterilize by autoclaving at 15 psi pressure (121°C) for 15 minutes.

### QUALITY CONTROL SPECIFICATIONS

<b>Appearance of Powder</b>	: Cream to yellow coloured homogeneous free flowing powder.
<b>Appearance of prepared medium</b>	: Light to medium amber coloured clear to slightly opalescent solution with slight precipitate.
<b>pH (at 25°C)</b>	: 7.8±0.2

### INTERPRETATION

Cultural characteristics observed after incubation.

Microorganism	ATCC	Inoculum (CFU/ml)	Growth	Incubation Temperature	Incubation Period
<i>Escherichia coli</i>	25922	50-100	Luxuriant	35-37°C	18-24 Hours



<i>Staphylococcus aureus</i> <i>subsp. aureus</i>	25923	50-100	Luxuriant	35-37°C	18-24 Hours
<i>Streptococcus pyogenes</i>	19615	50-100	Luxuriant	35-37°C	18-24 Hours

**PACKAGING:**

In pack size of 500 gm bottles.

**STORAGE**

Dehydrated powder, hygroscopic in nature, store in a dry place, in tightly-sealed containers between 25-30°C and protect from direct sunlight. Under optimal conditions, the medium has a shelf life of 4 years. When the container is opened for the first time, note the time and date on the label space provided on the container. After the desired amount of medium has been taken out replace the cap tightly to protect from hydration.













**Product Deterioration:** Do not use if they show evidence of microbial contamination, discoloration, drying or any other signs of deterioration.

**DISPOSAL**

After use, prepared plates, specimen/sample containers and other contaminated materials must be sterilized before discarding.

**REFERENCES**

1. Lapage S., Shelton J. and Mitchell T., 1970, Methods in Microbiology', Norris J. and Ribbons D., (Eds.), Vol. 3A, Academic Press, London.
2. MacFaddin J. F., 2000, Biochemical Tests for Identification of Medical Bacteria, 3rd Ed., Lippincott, Williams and Wilkins, Baltimore.

 GMP Good Manufacturing Practices Certified	 IVD For In Vitro Diagnostic Use	 QTY. Quantity	 LOT/ B. NO. Lot / Batch Number	 REF Catalogue Number	 Manufacturer
 Temperature Unit	 EC REP Authorized Representative <small>MedNet GmbH Barkstrasse 10, 48163 Muenster, Germany</small>	 European Conformity	 QR Code	 Consults Instructions for Use	 Best Before

**NOTE:** Please consult the Material Safety Data Sheet for information regarding hazards and safe handling Practices.

**\*For Lab Use Only**  
Revision: 08 Nov., 2019