

TM 511 – TRYPTOSE PHOSPHATE BROTH

INTENDED USE

For cultivation of fastidious bacteria and as an adjuvant to tissue culture media.

PRODUCT SUMMARY AND EXPLANATION

Tryptose Phosphate Broth is prepared as recommended by APHA for the cultivation of fastidious aerobic bacteria especially *Streptococcus* species, *Listeria* and pathogenic *Neisseria* species. It is also used for antibiotic sensitivity testing by tube method. This medium with the addition of agar and sodium azide is used for the isolation of pathogenic *Streptococci*, *Neisseria* and other fastidious microorganisms from blood, dairy products and clinical specimens. Tryptose Phosphate Broth with added agar can also be used for emulsification of cheese before isolation of *Brucella* species and is also recommended by Diagnostic Procedures and Reagents.

COMPOSITION

Ingredients	Gms / Ltr
Tryptose	20.000
Dextrose	2.000
Sodium chloride	5.000
Disodium phosphate	2.500

PRINCIPLE

The inclusion of tryptose as nitrogen sources makes this medium highly nutritious. Dextrose serves as the source of fermentable carbohydrate. Sodium chloride maintains osmotic equilibrium. Phosphate salt helps in buffering the medium.

INSTRUCTION FOR USE

- Suspend 29.5 grams in 1000 ml purified / distilled water.
- Add 0.1% agar, if desired. Heat if necessary to dissolve the medium completely.
- Dispense in tubes or flasks as desired.
- Sterilize by autoclaving at 15 psi pressure (121°C) for 15 minutes.

QUALITY CONTROL SPECIFICATIONS

Appearance of Powder	: Cream to yellow homogeneous free flowing powder.
Appearance of prepared medium	: Yellow coloured clear solution without any precipitate.
pH (at 25°C)	: 7.3 ± 0.2

INTERPRETATION

Cultural characteristics observed after incubation.

Microorganism	ATCC	Inoculum (CFU/ml)	Growth	Incubation Temperature	Incubation Period
<i>Neisseria meningitidis</i>	13090	50-100	Good-luxuriant	35-37°C	18-24 Hours



<i>Staphylococcus aureus</i> <i>subsp. aureus</i>	25923	50-100	Good-luxuriant	35-37°C	18-24 Hours
<i>Streptococcus pneumoniae</i>	6303	50-100	Good-luxuriant	35-37°C	18-24 Hours
<i>Streptococcus pyogenes</i>	19615	50-100	Good-luxuriant	35-37°C	18-24 Hours
<i>Staphylococcus epidermidis</i>	12228	50-100	Good-luxuriant	35-37°C	18-24 Hours

PACKAGING:

In pack size of 100 gm and 500 gm bottles.

STORAGE

Dehydrated powder, hygroscopic in nature, store in a dry place, in tightly-sealed containers between 25-30°C and protect from direct sunlight. Under optimal conditions, the medium has a shelf life of 4 years. When the container is opened for the first time, note the time and date on the label space provided on the container. After the desired amount of medium has been taken out replace the cap tightly to protect from hydration.













Product Deterioration: Do not use if they show evidence of microbial contamination, discoloration, drying or any other signs of deterioration.

DISPOSAL

After use, prepared plates, specimen/sample containers and other contaminated materials must be sterilized before discarding.

REFERENCES

1. MacFaddin J., 1985, Media for Isolation-Cultivation-Identification-Maintenance of Medical Bacteria, Vol. I, Williams and Wilkins, Baltimore.
2. Newman R.W., 1950, J. Milk Food, Tech., 13: 226.
3. American Public Health Association, 1953, Diagnostic Procedures and Reagents, 4th ed., APHA Inc., New York.
4. American Public Health Association, Standard Methods for the Examination of Dairy Products, 1978, 14th Ed., Washington D.C.

 Good Manufacturing Practices Certified	 For In Vitro Diagnostic Use	 Quantity	 Lot / Batch Number	 Catalogue Number	 Manufacturer
 Temperature Unit	 Authorized Representative <small>MedNet GmbH Birkstrasse 10, 49163 Moers, Germany</small>	 European Conformity	 QR Code	 Consults Instructions for Use	 Best Before

NOTE: Please consult the Material Safety Data Sheet for information regarding hazards and safe handling Practices.

***For Lab Use Only**
Revision: 08 Nov., 2019