

TM 1993 – BHI W/ 6.5% NaCl (BRAIN HEART INFUSION BROTH WITH 6.5 % NaCl)

INTENDED USE

For the selective cultivation of salt tolerant microorganisms.

PRODUCT SUMMARY AND EXPLANATION

Brain Heart Infusion Medium is useful for cultivating a wide variety of microorganisms since it is a highly nutritive medium. Brain Heart Infusion Broth is a modification of the original formulation of Rosenow, where he added pieces of brain tissues to dextrose broth. BHI Broth with 6.5 % NaCl is employed for the selective cultivation of salt tolerant microorganisms. High concentration of sodium chloride acts as a differential and/or selective agent by interfering with membrane permeability and osmotic and electro kinetic equilibrium in salt intolerant organisms.

COMPOSITION

Ingredients	Gms / Ltr
Calf Brain Infusion from	12.500
BHI powder	5.000
Proteose peptone	10.000
Dextrose (Glucose)	2.000
Sodium chloride	65.000
Disodium hydrogen phosphate	2.500

PRINCIPLE

Proteose peptone and Calf Brain Infusion from powder serve as sources of carbon, nitrogen, essential growth factors, amino acids and vitamins. Dextrose serves as a source of energy. Disodium phosphate helps in maintaining the buffering action of the medium.

INSTRUCTION FOR USE

- Dissolve 97.0 grams in 1000 ml purified/distilled water.
- Dispense into bottles or tubes as desired and sterilize by autoclaving at 15 psi pressure (121°C) for 15 minutes.
- For best results, the medium should be used on the day it is prepared, otherwise, it should be boiled or steamed for a few minutes and then cooled before use.

QUALITY CONTROL SPECIFICATIONS

Appearance of Powder	: Cream to light yellow homogeneous free flowing powder.
Appearance of prepared medium	: Light amber coloured, clear solution without any precipitate.
pH (at 25°C)	: 7.4±0.2

INTERPRETATION

Cultural characteristics observed after incubation.

Microorganism	ATCC	Inoculum (CFU/ml)	Growth	Incubation Temperature	Incubation Period
<i>Staphylococcus aureus subsp. aureus</i>	25923	50-100	Good-luxuriant	35-37°C	24-48 Hours
<i>Neisseria meningitidis</i>	13090	$\geq 10^4$	Inhibited	35-37°C	24-48 Hours
<i>Streptococcus pneumoniae</i>	6303	$\geq 10^4$	Inhibited	35-37°C	24-48 Hours
<i>Streptococcus pyogenes</i>	19615	$\geq 10^4$	Inhibited	35-37°C	24-48 Hours
<i>Enterococcus faecalis</i>	29212	50-100	Good-luxuriant	35-37°C	24-48 Hours

PACKAGING:

In pack size of 500 gm bottles.

STORAGE

Dehydrated powder, hygroscopic in nature, store in a dry place, in tightly-sealed containers between 25-30°C and protect from direct sunlight. Under optimal conditions, the medium has a shelf life of 4 years. When the container is opened for the first time, note the time and date on the label space provided on the container. After the desired amount of medium has been taken out replace the cap tightly to protect from hydration.













Product Deterioration: Do not use if they show evidence of microbial contamination, discoloration, drying or any other signs of deterioration.

DISPOSAL

After use, prepared plates, specimen/sample containers and other contaminated materials must be sterilized before discarding.

REFERENCES

1. Isenberg, H.D. Clinical Microbiology Procedures Handbook. 2nd Edition.
2. Jorgensen, J.H., Pfaller, M.A., Carroll, K.C., Funke, G., Landry, M.L., Richter, S.S and Warnock, D.W. (2015) Manual of Clinical Microbiology, 11th Edition. Vol. 1.
3. Rosenow, 1919, J. Dental Research, 1:205.
4. Salfinger Y., and Tortorello M.L. Fifth (Ed.), 2015, Compendium of Methods for the Microbiological Examination of Foods, 5th Ed., American Public Health Association, Washington, D.C.

 Good Manufacturing Practices Certified	 For In Vitro Diagnostic Use	 Quantity	 Lot / Batch Number	 Catalogue Number	 Manufacturer
 Temperature Unit	 Authorized Representative	 European Conformity	 QR Code	 Consults Instructions for Use	 Best Before



NOTE: Please consult the Material Safety Data Sheet for information regarding hazards and safe handling Practices.

***For Lab Use Only**
Revision: 08 Nov., 2019

