

TM 1170 – DROSOPHILA MEDIUM

INTENDED USE

For cultivation of Drosophila.

PRODUCT SUMMARY AND EXPLANATION

Drosophila medium is prepared according to the formulation by Demerec for cultivation of Drosophila. Drosophila melanogaster is one of the best-researched insect in the world. It is extensively used by biologist for experimenting and researching heredity and genetics as its genome consists of only four pairs of chromosomes and the fly's life cycle is completed in eight to ten days only.

COMPOSITION

Ingredients	Gms / Ltr
Brewers yeast, dried	13.300
Corn Meal	133.000
V-8 vegetable juice	180.000
Methyl parahydroxybenzoate	0.093
Agar	13.300

PRINCIPLE

The medium consists of Dried Brewer's yeast supplies vitamin and amino acid mixture for the growth of Drosophila. V-8 vegetable juice serves as a source of essential nutrients such as magnesium and potassium ions. Corn meal provides fructose as main carbohydrate source for cell proliferation. Low pH of the media will help to suppress bacterial growth and methyl parahydroxybenzoate serves as inhibitor for bacterial and fungal contaminants.

INSTRUCTION FOR USE

- Dissolve 33.96 grams in 100 ml purified/distilled water.
- Heat to boiling with constant stirring for several minutes.
- Dispense the medium into containers as desired to obtain required depth.

QUALITY CONTROL SPECIFICATIONS

Appearance of Powder	: Cream to yellow homogeneous free flowing powder.
Appearance of prepared medium	: Yellowish brown coloured, opaque gel.
pH (at 25°C)	: 6.0 ± 0.2

PACKAGING:

In pack size of 500 gm bottles.

STORAGE

Dehydrated powder, hygroscopic in nature, store in a dry place, in tightly-sealed containers between 25-30°C and protect from direct sunlight. Under optimal conditions, the medium has a shelf life of 4 years. When the container is opened for the first time, note the time and date on the label space provided on the container. After the desired amount of medium has been taken out replace the cap tightly to protect from hydration.












Product Deterioration: Do not use if they show evidence of microbial contamination, discoloration, drying or any other signs of deterioration.

DISPOSAL

After use, prepared plates, specimen/sample containers and other contaminated materials must be sterilized before discarding.

REFERENCES

1. Dermerec, 1950, Biology of Drosophila, New York: John Wiley and Sons, Inc.
2. Isenberg, H.D. Clinical Microbiology Procedures Handbook 2nd Edition.
3. Jorgensen, J.H., Pfaller, M.A., Carroll, K.C., Funke, G., Landry, M.L., Richter, S.S and Warnock, D.W. (2015) Manual of Clinical Microbiology, 11th Edition. Vol. 1.

 GMP Good Manufacturing Practices Certified	 Best Before	 QTY. Quantity	 REF Catalogue Number	 Manufacturer
 Temperature Unit	 LOT/ B. NO. Lot / Batch Number	 Consults Instructions for Use	 QR Code	

NOTE: Please consult the Material Safety Data Sheet for information regarding hazards and safe handling Practices.

***For Lab Use Only**
Revision: 08 Nov., 2019