

## TM 1168 – DRIGALSKI LACTOSE AGAR, MODIFIED

### INTENDED USE

For detection and differentiation of enteric pathogens.

### PRODUCT SUMMARY AND EXPLANATION

Drigalski Lactose Agar, Modified is based on the original medium developed by Drigalski and Conrad for the detection of enteric pathogens.

### COMPOSITION

Ingredients	Gms / Ltr
Beef extract	4.000
Peptone	10.000
Lactose	10.000
Bromothymol blue	0.040
Agar	16.000

### PRINCIPLE

The medium consists of Beef extract and peptone which provide nitrogenous nutrients to the organisms, while lactose is the fermentable carbohydrate. Bromothymol blue is the pH indicator in the medium. Non-lactose fermenting (enteric) pathogens form blue to green colonies whereas lactose fermenting coliform organisms form yellow colonies due to acid production and decrease in pH.

### INSTRUCTION FOR USE

- Dissolve 40.04 grams in 1000 ml purified/distilled water.
- Heat to boiling to dissolve the medium completely.
- Sterilize by autoclaving at 15 psi pressure (121°C) for 15 minutes.
- Mix well and pour into sterile Petri plates. Cool to 45-50°C.

### QUALITY CONTROL SPECIFICATIONS

<b>Appearance of Powder</b>	: Light yellow to greenish yellow homogeneous free flowing powder, may have slight dye particles.
<b>Appearance of prepared medium</b>	: Green coloured, clear to slightly opalescent gel forms in Petri plates.
<b>pH (at 25°C)</b>	: 7.4 ± 0.2

### INTERPRETATION

Cultural characteristics observed after incubation.

Microorganism	ATCC	Inoculum (CFU/ml)	Growth	Recovery	Colour of colony	Incubation Temperature	Incubation Period
---------------	------	-------------------	--------	----------	------------------	------------------------	-------------------

<i>Klebsiella pneumoniae</i>	13883	50-100	Luxuriant	$\geq 70\%$	Yellow	35-37°C	18-24 Hours
<i>Escherichia coli</i>	25922	50-100	Luxuriant	$\geq 70\%$	Yellow	35-37°C	18-24 Hours
<i>Salmonella Typhi</i>	6539	50-100	Luxuriant	$\geq 70\%$	Blue to green	35-37°C	18-24 Hours
<i>Shigella flexneri</i>	12022	50-100	Luxuriant	$\geq 70\%$	Blue to green	35-37°C	18-24 Hours
<i>Pseudomonas aeruginosa</i>	27853	50-100	Good	40-50%	Blue to green	35-37°C	18-24 Hours

#### PACKAGING:

In pack size of 500 gm bottles.

#### STORAGE

Dehydrated powder, hygroscopic in nature, store in a dry place, in tightly-sealed containers between 25-30°C and protect from direct sunlight. Under optimal conditions, the medium has a shelf life of 4 years. When the container is opened for the first time, note the time and date on the label space provided on the container. After the desired amount of medium has been taken out replace the cap tightly to protect from hydration.













**Product Deterioration:** Do not use if they show evidence of microbial contamination, discoloration, drying or any other signs of deterioration.

#### DISPOSAL

After use, prepared plates, specimen/sample containers and other contaminated materials must be sterilized before discarding.

#### REFERENCES

1. Drigalski V. and Conrad H., 1902, Z. Hyg. Infektionskr., 39:283
2. Isenberg, H.D. Clinical Microbiology Procedures Handbook 2nd Edition.
3. Jorgensen, J.H., Pfaller, M.A., Carroll, K.C., Funke, G., Landry, M.L., Richter, S.S and Warnock, D.W. (2015) Manual of Clinical Microbiology, 11th Edition. Vol. 1.
4. MacFaddin J., 1985, Media for Isolation-Cultivation-Identification-Maintenance of Medical Bacteria, Vol. I, Williams and Wilkins, Baltimore.

 Good Manufacturing Practices Certified	 For In Vitro Diagnostic Use	 Quantity	 Lot / Batch Number	 Catalogue Number	 Manufacturer
 Temperature Unit	 Authorized Representative MedNet GmbH Barkstrasse 10, 49163 Moenster, Germany	 European Conformity	 QR Code	 Consults Instructions for Use	 Best Before

**NOTE:** Please consult the Material Safety Data Sheet for information regarding hazards and safe handling Practices.

**\*For Lab Use Only**



Revision: 08 Nov., 2019

